


How to Access Google Drive from an iPad

If you have never accessed your ASD20 Google Drive account it is recommended that you first login to the account on a computer to accept the terms and agreement before accessing your account on an iPad.




Download the free Google Drive App on the iPad.

Before you launch the app be sure you are connected to wi-fi. If accessing from the ASD20 wireless network you will also need to login to the iBoss filter.



OR =



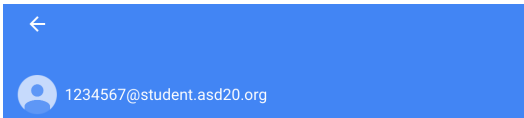
Launch the Google Drive app and click SIGN IN at the bottom.



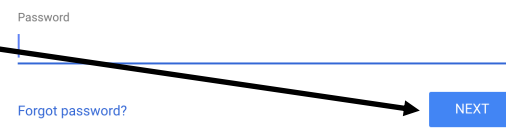
Type in your ASD20 Google Drive account in the email field:

Student = student#@student.asd20.org

Staff = first.lastname@staff.asd20.org

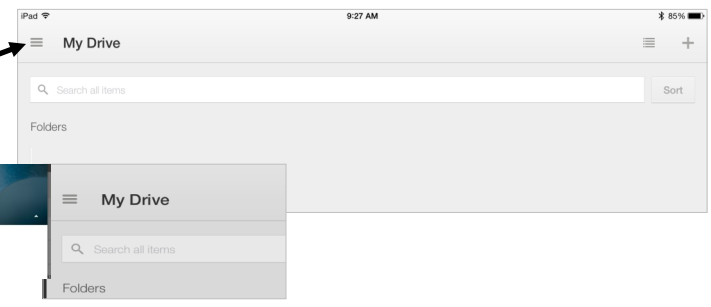


PASSWORD: regular district password

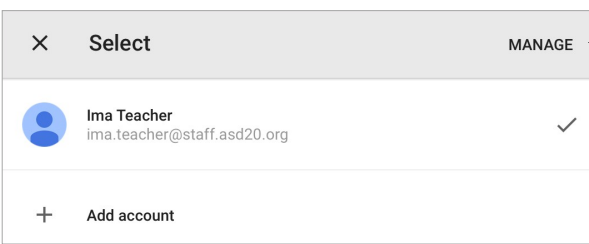
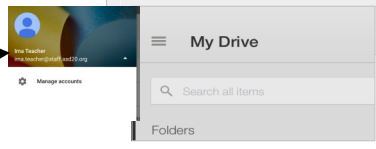


Your ASD20 Google Drive account is now open.

To logout, click the three lines next to MY DRIVE.



Click on the username then select Manage Account



Click on MANAGE.

Click REMOVE.

